












**ARMECO®**  
ARREDAMENTI METALLICI  
CORTI

Oltre quarant'anni fa Giuseppe Corti fonda un'azienda per la produzione di mobili metallici per l'arredo di officine, garage con banchi da lavoro, carrelli, scaffali, armadi. L'esperienza maturata nel tempo avvalorata dall'apporto della nuova generazione dei figli che porta avanti con entusiasmo la sua intuizione, crea il giusto mix di forze per garantire una gamma di prodotti di qualità, solidità e innovazione. L'attenzione costante al servizio pone la Clientela in primo piano quale fulcro del progetto d'impresa.

*More than 40 years ago, Giuseppe Corti established a firm producing metal furniture for garages such as workbenches, trucks, shelves and cabinets. This wealth of experience allows us to produce a range of good quality and innovative products and has been increased by the work of his son and daughters, who carry on his business with pride. The Armeco team believes that special attention to customer care is at the very heart of its work.*



	<i>WORK BENCHES</i>	<i>da pag. 2</i>
	<i>MESS TABLES AND CHAIRS</i>	<i>da pag. 34</i>
	<i>STEEL CABINETS</i>	<i>da pag. 36</i>
	<i>LOCKERS AND BENCH</i>	<i>da pag. 50</i>
	<i>FILING CABINETS</i>	<i>da pag. 58</i>

	<i>TRUCKS</i>	<i>da pag. 64</i>
	<i>SHELVES</i>	<i>da pag. 68</i>
	<i>TANKS</i>	<i>da pag. 74</i>
	<i>OFFICE</i>	<i>da pag. 78</i>



WORK BENCHES **SERIE CORTI-TOP**

Extremely sturdy structure, 43 mm wood worktop coated by steel sheet with 20 mm metal toe-board. Lower metal shelf with toe-board. Vices and shelves 705 can be mounted on all our work benches.

Powder coating, standard colour blue ral 5010.

**Components:**


**Drawer**, sliding steel drawer on nylon coated ball bearings, with stop. Provided with 2+2 zinc longitudinal and horizontal dividers, plastic tray for small tools. Key lock.

**Pedestal**, metal pedestal with 3 sliding drawers on nylon coated ball bearings, with stop. First drawer provided with 2+2 zinc longitudinal and horizontal dividers, plastic tray for small tools. Central key lock.

**Cabinet**, steel cabinet with 1 internal fixed shelf, metal door with key lock.

**Wiping cloths box**, metal wiping cloths box for all uses.

ART. 209	cm. 300x70x90h	6 drawers
ART. 209/C	cm. 300x70x90h	2 pedestals, 2 wiping cloths boxes
ART. 210	cm. 300x70x90h	4 drawers, 1 cabinet, 2 wiping cloths boxes
ART. 210/L	cm. 300x70x90h	2 drawers, 1 cabinet, 1 pedestal, 1 shelf, 2 wiping cloths boxes, upper beech laminate wood top.



WORK BENCHES **SERIE CORTI-TOP**

Extremely sturdy structure, 43 mm wood worktop coated by steel sheet with 20 mm metal toe-board. Lower metal shelf with toe-board. Vices and shelves 705 can be mounted on all our work benches.

Powder coating, standard colour blue ral 5010.

**Components:**

**Drawer**, sliding steel drawer on nylon coated ball bearings, with stop. Provided with 2+2 zinc longitudinal and horizontal dividers, plastic tray for small tools. Key lock.


**Pedestal**, metal pedestal with 3 sliding drawers on nylon coated ball bearings, with stop. First drawer provided with 2+2 zinc longitudinal and horizontal dividers, plastic tray for small tools. Central key lock.

**Cabinet + drawer**, sliding upper drawer on nylon coated ball bearings, with stop, provided with 2+2 zinc longitudinal and horizontal dividers, plastic tray for small tools, key lock. Lower metal cabinet with key lock.

**Cabinet**, steel cabinet with 1 internal fixed shelf, metal door with key lock.

**Wiping cloths box**, metal wiping cloths box for all uses.

ART. 207	cm. 250x70x90h	4 drawers, 2 wiping cloths boxes
ART. 207/C	cm. 250x70x90h	2 pedestals, 1 cabinet, 2 wiping cloths boxes
ART. 208	cm. 250x70x90h	2 drawers, 1 cabinet, 2 wiping cloths boxes
ART. 208/L	cm. 250x70x90h	2 drawers+cabinet, 1 shelf, 2 wiping cloths boxes, upper beech laminate wood top.





WORK BENCHES **SERIE CORTI-TOP**

Extremely sturdy structure, 43 mm wood worktop coated by steel sheet with 20 mm metal toe-board. Lower metal shelf with toe-board. Vices and shelves 705 can be mounted on all our work benches.

Powder coating, standard colour blue ral 5010.

**Components:**

**Drawer,** sliding steel drawer on nylon coated ball bearings, with stop. Provided with 2+2 zinc longitudinal and horizontal dividers, plastic tray for small tools. Key lock.

**Pedestal,** metal pedestal with 3 sliding drawers on nylon coated ball bearings, with stop. First drawer provided with 2+2 zinc longitudinal and horizontal dividers, plastic tray for small tools. Central key lock.

**Cabinet,** steel cabinet with 1 internal fixed shelf, metal door with key lock.

ART. 205	cm. 200x70x90h	4 drawers
ART. 205/C	cm. 200x70x90h	1 pedestal
ART. 206	cm. 200x70x90h	2 drawers, 1 cabinet
ART. 206/L	cm. 200x70x90h	2 drawers, 1 cabinet, upper beech laminate wood top..



WORK BENCHES **SERIE CORTI-TOP**

Extremely sturdy structure, 43 mm wood worktop coated by steel sheet with 20 mm metal toe-board. Lower metal shelf with toe-board. Vices and shelves 705 can be mounted on all our work benches.

Powder coating, standard colour blue ral 5010.

**Components:**

**Drawer,** sliding steel drawer on nylon coated ball bearings, with stop. Provided with 2+2 zinc longitudinal and horizontal dividers, plastic tray for small tools. Key lock.

**Pedestal,** metal pedestal with 3 sliding drawers on nylon coated ball bearings, with stop. First drawer provided with 2+2 zinc longitudinal and horizontal dividers, plastic tray for small tools. Central key lock.

**Wiping cloths box,** metal wiping cloths box for all uses.

ART. 204	cm. 150x70x90h	2 drawers, 2 wiping cloths boxes
ART. 204/C	cm. 150x70x90h	1 pedestal, 2 wiping cloths boxes
ART. 204/L	cm. 150x70x90h	2 drawers, 2 wiping cloths boxes, upper beech laminate wood top.





WORK BENCHES **SERIE CORTI-TOP**

Extremely sturdy structure, 43 mm wood worktop coated by steel sheet with 20 mm metal toe-board. Lower metal shelf with toe-board. Vices and shelves 705 can be mounted on all our work benches.

Powder coating, standard colour blue ral 5010.

**Components:**

**Drawer,** sliding steel drawer on nylon coated ball bearings, with stop. Provided with 2+2 zinc longitudinal and horizontal dividers, plastic tray for small tools. Key lock.

**Cabinet + drawer,** sliding upper drawer on nylon coated ball bearings, with stop, provided with 2+2 zinc longitudinal and horizontal dividers, plastic tray for small tools, key lock. Lower metal cabinet with key lock.

**Cabinet,** steel cabinet with 1 internal fixed shelf, metal door with key lock.

**Wiping cloths box,** metal wiping cloths box for all uses.

<b>ART. 203</b>	cm. 120x70x90h	1 drawer, 1 cabinet, 1 shelf
<b>ART. 202</b>	cm. 100x70x90h	1 drawer, 1 wiping cloths box
<b>ART. 202/C</b>	cm. 100x70x90h	1 drawer, 1 wiping cloths box, 2 fixed wheel, 1 caster and 1 caster with brake, dia. 140 mm
<b>ART. 202/L</b>	cm. 100x70x90h	1 drawer+cabinet, 1 wiping cloths box, upper beech laminate wood top.

**SHELVES FOR WORK BENCHES**

Steel shelves, extremely sturdy structure, front and back steel toe-board.

Powder coating, standard colour blue ral 5010.

<b>ART. 705/100</b>	cm. 100x20x30h	<b>ART. 705/200</b>	cm. 200x20x30h
<b>ART. 705/120</b>	cm. 120x20x30h	<b>ART. 705/250</b>	cm. 250x20x30h
<b>ART. 705/150</b>	cm. 150x20x30h	<b>ART. 705/300</b>	cm. 300x20x30h
<b>ART. 705/160</b>	cm. 160x20x30h		





WORK BENCHES **SERIE CORTI-STONE**

Extremely sturdy structure, steel tube frame, 40 mm multiplex wood worktop. Lower metal shelf. Vices and shelves 705 can be mounted on all our work benches.

Powder coating, standard colour blue ral 5010.


**Components:**

**Drawer,** sliding steel drawer on nylon coated ball bearings, with stop. Provided with 2+2 zinc longitudinal and horizontal dividers, plastic tray for small tools. Key lock.

**Pedestal,** metal pedestal with 3 sliding drawers on nylon coated ball bearings, with stop. First drawer provided with 2+2 zinc longitudinal and horizontal dividers, plastic tray for small tools. Central key lock.

**Cabinet + drawer,** sliding upper drawer on nylon coated ball bearings, with stop, provided with 2+2 zinc longitudinal and horizontal dividers, plastic tray for small tools, key lock. Lower metal cabinet with key lock.

ART. 220	cm. 300x75x88h	3 drawers
ART. 219	cm. 250x75x88h	2 drawers
ART. 218/C	cm. 200x75x88h	1 pedestal
ART. 218/M	cm. 200x75x88h	1 drawer + cabinet, 1 pedestal



**WORK BENCHES *SERIE CORTI STONE***

Extremely sturdy structure, steel tube frame, 40 mm multiplex wood worktop. Lower metal shelf. Vices and shelves 705 can be mounted on all our work benches.

Powder coating, standard colour blue ral 5010.

**Components:**

**Drawer,** sliding steel drawer on nylon coated ball bearings, with stop. Provided with 2+2 zinc longitudinal and horizontal dividers, plastic tray for small tools. Key lock.

**Pedestal,** metal pedestal with 3 sliding drawers on nylon coated ball bearings, with stop. First drawer provided with 2+2 zinc longitudinal and horizontal dividers, plastic tray for small tools. Central key lock.

**Cabinet + drawer,** sliding upper drawer on nylon coated ball bearings, with stop, provided with 2+2 zinc longitudinal and horizontal dividers, plastic tray for small tools, key lock. Lower metal cabinet with key lock.

<b>ART. 218</b>	cm. 200x75x88h	2 drawers
<b>ART. 218/2C</b>	cm. 200x75x88h	2 drawers + cabinets
<b>ART. 221</b>	cm. 160x75x88h	2 pedestals





WORK BENCHES **SERIE CORTI STONE**

Extremely sturdy structure, steel tube frame, 40 mm multiplex wood worktop. Lower metal shelf. Vices and shelves 705 can be mounted on all our work benches.

Powder coating, standard colour blue ral 5010.

**Components:**

**Drawer** Art. 706 sliding steel drawer on nylon coated ball bearings, with stop. Key lock.

**Pedestal** Art. 708 metal pedestal with 3 sliding drawers on nylon coated ball bearings, with stop. Central key lock.

**Cabinet** Art. 709 steel cabinet with 1 internal fixed shelf, metal door with key lock.

ART. 217	cm. 150x75x88h 1 drawer
ART. 216	cm. 120x75x88h 1 drawer, 1 cabinet
ART. 216/R	cm. 120x75x86h 1 pedestal, 1 cabinet, 2 fixed wheel, 1 caster and 1 caster with brake, dia. 160 mm
ART. 215	cm. 100x75x88h 1 drawer
ART. 214	cm. 60X70x88h 1 drawer, lower steel stringer

**VICES**

Steel benchvices suitable for all work benches, knurled jaws.

ART. 701	jaws width mm 100 - jaws opening mm 115
ART. 702	jaws width mm 125 - jaws opening mm 150
ART. 703	jaws width mm 150 - jaws opening mm 190



WORK BENCHES **SERIE CORTI STONE**

Extremely sturdy structure, steel tube frame, 40 mm multiplex wood worktop. Lower metal shelf. Vices and shelves 705 can be mounted on all our work benches.

Powder coating, standard colour blue ral 5010.

**Components:**





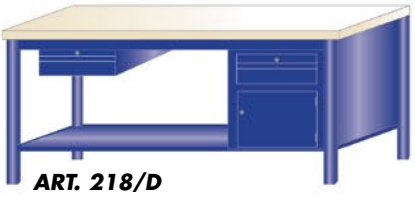

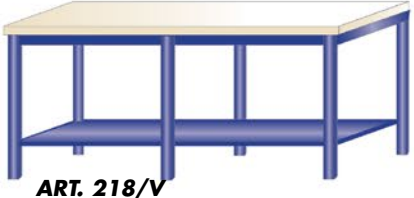





**Drawer** Art. 706 sliding steel drawer on nylon coated ball bearings, with stop. Key lock.

**Pedestal** Art. 708 metal pedestal with 3 sliding drawers on nylon coated ball bearings, with stop. Central key lock.

**Cabinet + drawer** Art. 707 sliding upper drawer on nylon coated ball bearings, with stop, key lock. Lower metal cabinet with key lock.

**Cabinet** Art. 709 steel cabinet with 1 internal fixed shelf, metal door with key lock

ART. 220/V	cm.300x75x88h	bottom steel shelf only
ART. 220/Q	cm.300x75x88h	bottom steel shelf, 1 drawer
ART. 219/V	cm.250x75x88h	bottom steel shelf only
ART. 219/Q	cm.250x75x88h	bottom steel shelf, 1 drawer
ART. 218/Z	cm.200x75x88h	bottom steel tube only
ART. 218/T	cm.200x75x88h	bottom steel tube, 1 drawer
ART. 218/V	cm.200x75x88h	bottom steel shelf only
ART. 218/B	cm.200x75x88h	1 drawer, 1 cabinet
ART. 218/D	cm.200x75x88h	1 drawer, 1 drawer + cabinet
ART. 218/E	cm.200x75x88h	1 drawer, 1 pedestal
ART. 218/P	cm.200x75x88h	1 pedestal, 1 cabinet
ART. 218/G	cm.200x75x88h	2 cabinets
ART. 218/H	cm.200x75x88h	2 pedestals





WORK BENCHES **SERIE CORTI STONE**

Extremely sturdy structure, steel tube frame, 40 mm multiplex wood worktop. Lower metal shelf. Vices and shelves 705 can be mounted on all our work benches.

Powder coating, standard colour blue ral 5010.

**Components:**


**Drawer** Art. 706 sliding steel drawer on nylon coated ball bearings, with stop. Key lock.

**Pedestal** Art. 708 metal pedestal with 3 sliding drawers on nylon coated ball bearings, with stop. Central key lock.

**Cabinet + drawer** Art. 707 sliding upper drawer on nylon coated ball bearings, with stop, key lock. Lower metal cabinet with key lock.

**Cabinet** Art. 709 steel cabinet with 1 internal fixed shelf, metal door with key lock

<b>ART. 217/Z</b>	cm 150x75x88h	bottom steel tube only
<b>ART. 217/T</b>	cm 150x75x88h	bottom steel tube, 1 drawer
<b>ART. 217/V</b>	cm 150x75x88h	bottom steel shelf
<b>ART. 217/C</b>	cm 150x75x88h	2 drawers
<b>ART. 217/B</b>	cm 150x75x88h	1 drawer, 1 cabinet
<b>ART. 217/D</b>	cm 150x75x88h	1 drawer, 1 drawer + cabinet
<b>ART. 217/E</b>	cm 150x75x88h	1 drawer, 1 pedestal
<b>ART. 217/L</b>	cm 150x75x88h	1 cabinet
<b>ART. 217/N</b>	cm 150x75x88h	1 drawer + cabinet
<b>ART. 217/O</b>	cm 150x75x88h	1 pedestal



**ART. 217/Z**



**ART. 217/T**



**ART. 217/V**



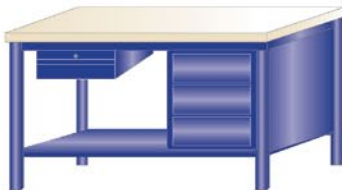
**ART. 217/C**



**ART. 217/B**



**ART. 217/D**



**ART. 217/E**



**ART. 217/L**



**ART. 217/N**



**ART. 217/O**

WORK BENCHES **SERIE CORTI STONE**

Extremely sturdy structure, steel tube frame, 40 mm multiplex wood worktop. Lower metal shelf. Vices and shelves 705 can be mounted on all our work benches.

Powder coating, standard colour blue ral 5010.

**Components:**

**Drawer** Art. 706 sliding steel drawer on nylon coated ball bearings, with stop. Key lock.

**Pedestal** Art. 708 metal pedestal with 3 sliding drawers on nylon coated ball bearings, with stop. Central key lock.

**Cabinet + drawer** Art. 707 sliding upper drawer on nylon coated ball bearings, with stop, key lock. Lower metal cabinet with key lock.

**Cabinet** Art. 709 steel cabinet with 1 internal fixed shelf, metal door with key lock

ART. 216/Z	cm 120x75x88h	bottom steel tube only
ART. 216/T	cm 120x75x88h	bottom steel tube, 1 drawer
ART. 216/V	cm 120x75x88h	bottom steel shelf
ART. 216/Q	cm 120x75x88h	1 drawer
ART. 216/C	cm 120x75x88h	2 drawers
ART. 216/B	cm 120x75x88h	1 drawer, 1 drawer + cabinet
ART. 216/E	cm 120x75x88h	1 drawer, 1 pedestal
ART. 216/H	cm 120x75x88h	2 pedestals

ART. 215/Z	cm 100x75x88h	bottom steel tube only
ART. 215/T	cm 100x75x88h	bottom steel tube, 1 drawer
ART. 215/V	cm 100x75x88h	bottom steel shelf
ART. 215/L	cm 100x75x88h	1 cabinet
ART. 215/N	cm 100x75x88h	1 drawer + cabinet
ART. 215/O	cm 100x75x88h	1 pedestal
ART. 215/R	cm 100x75x87h	mm 160 dia. wheels



ART. 216/Z



ART. 216/T



ART. 216/V



ART. 216/Q



ART. 216/C



ART. 216/B



ART. 216/E



ART. 216/H



ART. 215/Z



ART. 215/T



ART. 215/V



ART. 215/L



ART. 215/N



ART. 215/O



ART. 215/R



WORK BENCHES **SERIE CORTI STONE**

Extremely sturdy structure, steel tube frame, 40 mm multiplex wood worktop. Lower metal shelf. Vices and shelves 705 can be mounted on all our work benches. 2 fixed wheels, 1 caster and 1 caster with brake, dia 160 mm.

Powder coating, standard colour blue ral 5010.

**Components:**

**Drawer** Art. 706 sliding steel drawer on nylon coated ball bearings, with stop. Key lock.

**Pedestal** Art. 708 metal pedestal with 3 sliding drawers on nylon coated ball bearings, with stop. Central key lock.

**Cabinet + drawer** Art. 707 sliding upper drawer on nylon coated ball bearings, with stop, key lock. Lower metal cabinet with key lock.

**Cabinet** Art. 709 steel cabinet with 1 internal fixed shelf, metal door with key lock

**Steel shelf**

ART. 216/RV	cm 120x75x87h	bottom steel shelf only
ART. 216/RI	cm 120x75x87h	1 steel shelf, 1 cabinet
ART. 216/RS	cm 120x75x87h	1 steel shelf, 1 drawer + cabinet
ART. 216/RU	cm 120x75x87h	1 steel shelf, 1 pedestal
ART. 216/RC	cm 120x75x87h	2 drawers
ART. 216/RG	cm 120x75x87h	2 cabinets
ART. 216/RM	cm 120x75x87h	2 drawers + cabinets
ART. 216/RH	cm 120x75x87h	2 pedestals
ART. 216/RQ	cm 120x75x87h	1 drawers
ART. 216/RB	cm 120x75x87h	1 drawer, 1 cabinet
ART. 216/RD	cm 120x75x87h	1 drawer, 1 drawer + cabinetto
ART. 216/RE	cm 120x75x87h	1 drawer, 1 pedestal



ART. 216/RV



ART. 216/RI



ART. 216/RS



ART. 216/RU



ART. 216/RC



ART. 216/RG



ART. 216/RM



ART. 216/RH



ART. 216/RQ



ART. 216/RB



ART. 216/RD



ART. 216/RE

WORK BENCHES **SERIE CORTI FERRO**

Extremely sturdy structure, steel tube frame, 3 mm steel top. Lower metal shelf.  
Vices and shelves 705 can be mounted on all our work benches.


Powder coating, standard colour blue ral 5010.

**Components:**

**Drawer** Art. 706 sliding steel drawer on nylon coated ball bearings, with stop.  
Key lock.

**Cabinet** Art. 709 steel cabinet with 1 internal fixed shelf, metal door with key lock.

ART. 218/F	cm. 200x70x88h 2 drawers
ART. 218/FA	cm. 200x70x88h 2 drawers, 1 cabinet
ART. 217/F	cm. 150x70x88h 1 drawer
ART. 217/FC	cm. 150x70x88h 2 drawers
ART. 215/F	cm. 100x70x88h 1 drawer





WORK BENCHES **SERIE CORTI FERRO**

*Extremely sturdy structure, steel tube frame, 3 mm steel top. Lower metal shelf.  
Vices and shelves 705 can be mounted on all our work benches.*

Powder coating, standard colour blue ral 5010.

WITHOUT DRAWERS

ART. 218/FL	cm. 200x70x88h without drawers
ART. 217/FL	cm. 150x70x88h without drawers
ART. 215/FL	cm. 100x70x88h without drawers



WORK BENCHES **SERIE CORTI FERRO**

Extremely sturdy structure, steel tube frame, 3 mm steel top. Lower metal shelf. Vices and shelves 705 can be mounted on all our work benches.

Powder coating, standard colour blue ral 5010.

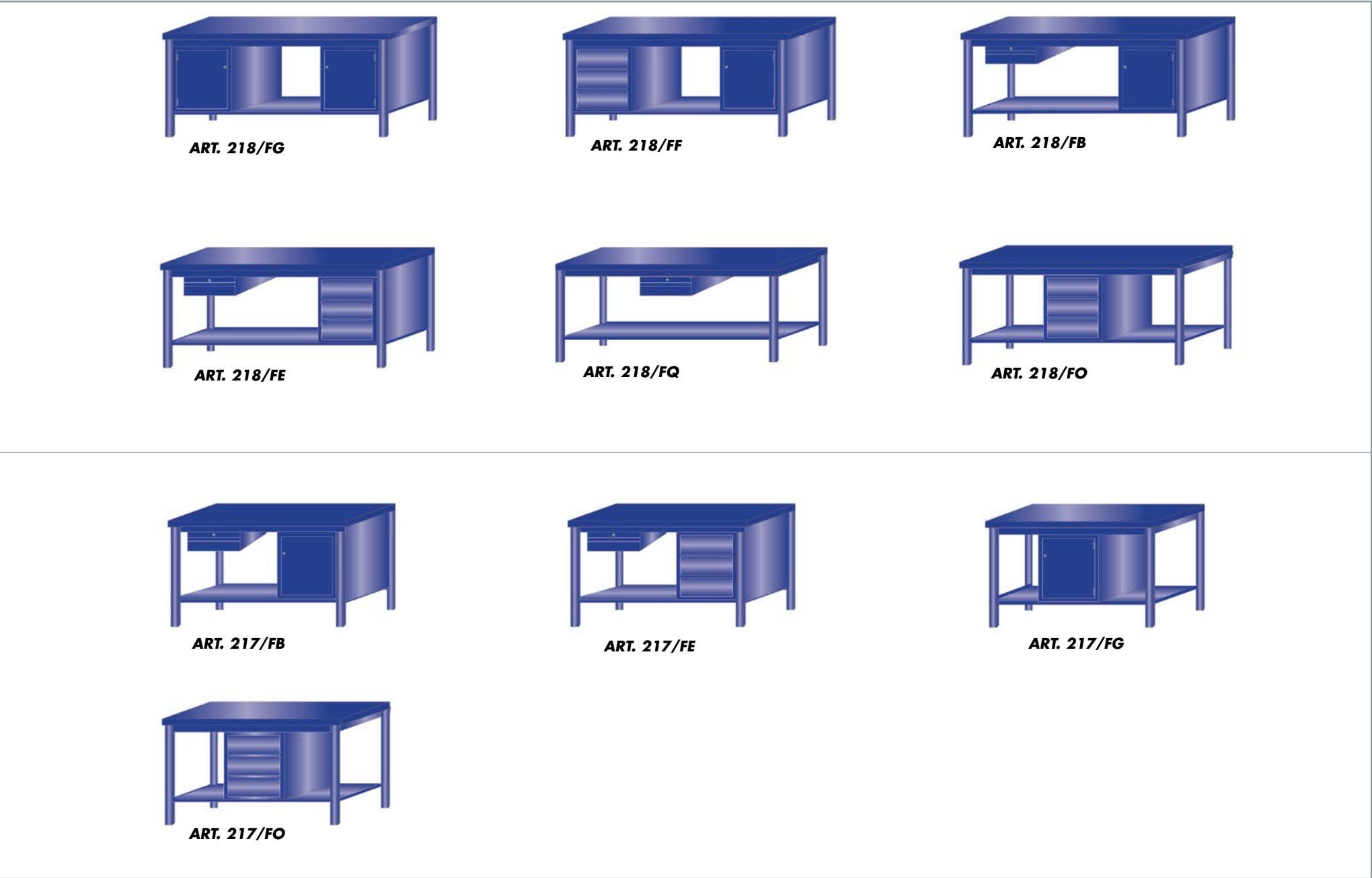
**Components:**

**Drawer** Art. 706 sliding steel drawer on nylon coated ball bearings, with stop. Key lock.

**Pedestal** Art. 708 metal pedestal with 3 sliding drawers on nylon coated ball bearings, with stop. Central key lock.

**Cabinet** Art. 709 steel cabinet with 1 internal fixed shelf, metal door with key lock

ART. 218/FG	cm 200x70x88h	2 cabinets
ART. 218/FF	cm 200x70x88h	1 pedestal, 1 cabinet
ART. 218/FB	cm 200x70x88h	1 drawer, 1 cabinet
ART. 218/FE	cm 200x70x88h	1 drawer, 1 pedestal
ART. 218/FQ	cm 200x70x88h	1 drawer
ART. 218/FO	cm 200x70x88h	1 pedestal
ART. 217/FB	cm 150x70x88h	1 drawer, 1 cabinet
ART. 217/FE	cm 150x70x88h	1 drawer, 1 pedestal
ART. 217/FG	cm 150x70x88h	1 cabinet
ART. 217/FO	cm 150x70x88h	1 pedestal

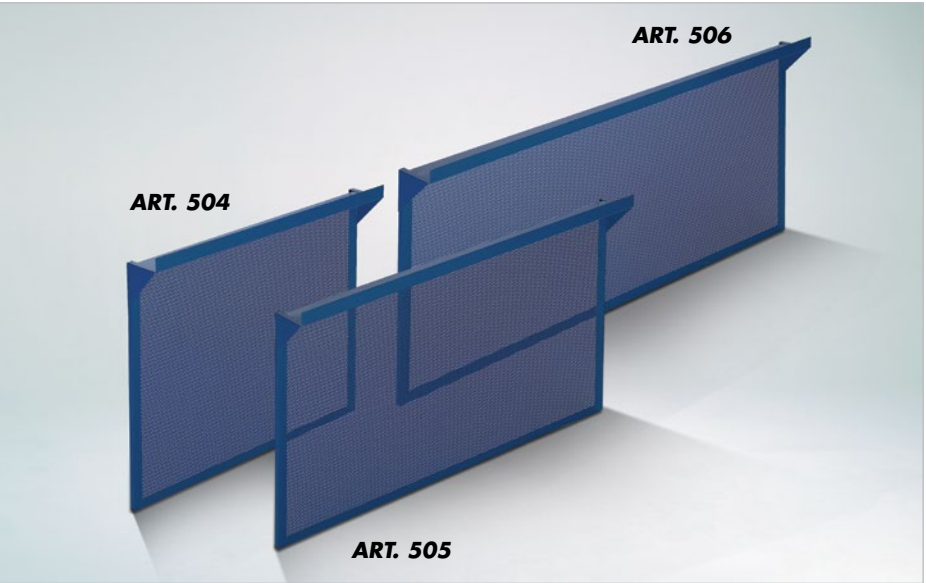
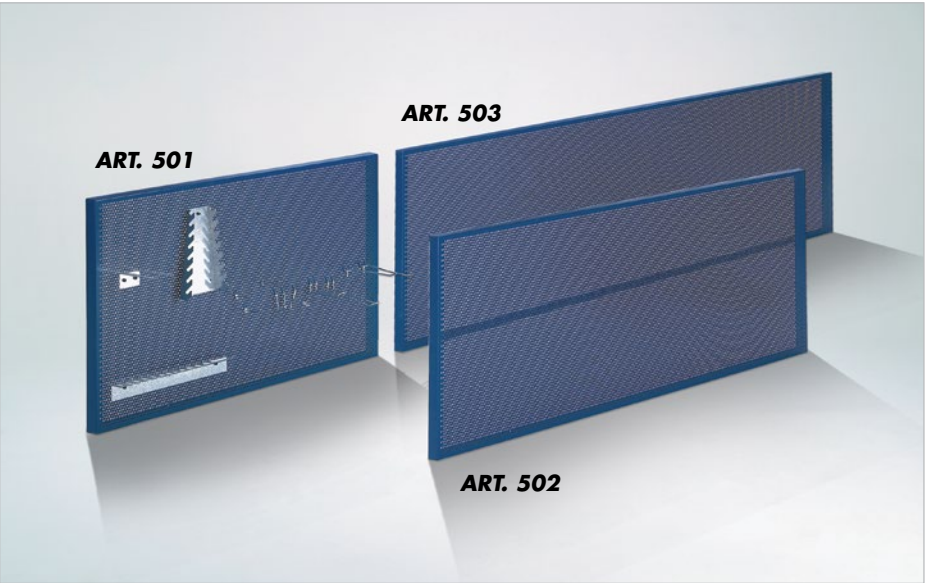


KEY AND TOOL BOARDS

Key and tool board in perforated steel sheet, dia. hole 4 mm, pitch 7 mm


Powder coating, standard colour blue ral 5010.

ART. 501	cm. 100x50h	plain
ART. 502	cm. 150x50h	plain
ART. 503	cm. 200x50h	plain
ART. 504	cm. 100x85h	with shelf
ART. 505	cm. 150x85h	with shelf
ART. 506	cm. 200x85h	with shelf



ZINC-PLATED HANGERS FOR BOARDS

ART. 602	3 points, 40 mm
ART. 604	threaded, 50 mm
ART. 605	L-shaped
ART. 606	hook-shaped
ART. 607	eye-shaped
ART. 608	screwdriver holder, 100 mm
ART. 609	screwdriver holder, 150 mm
ART. 615	display hangers, 100 mm
ART. 616	display hangers, 150 mm
ART. 617	spanners holder system
ART. 618	screwdriver holder system
ART. 619	hammer holder system





MESS TABLES AND CHAIRS

Mess tables, metal tube, laminated top in light grey with ABS edging.  
Demountable. Powder coating, standard color grey RAL 7035.

Mess chair, metal tube, laminated top in light grey. Powder coating, standard color grey RAL 7035.

Mess chair, metal chromed tube, thermoplastic material. Different colours

ART.124	cm	180x80x74h	6 seats
ART.125	cm	120x80x74h	4 seats
ART.126	cm	80x80x74h	4 seats
ART.121/A	cm	37x38x81h	
ART.121/P	cm	42,5x48,5x81h	

WORKSHOP STOOLS

Workshop stools, metal tube frame in black, feet base. Gas system device for height, feet base, wheels on request.

ART.122/A	cm	60x60x80h	h min cm 55 – max cm 80
ART.122/B	cm	60x60x68h	h min cm 48 – max cm 68
ART.122/C	cm	60x60x60h	h min cm 55 – max cm 80
ART.122/D	cm	60x60x68h	h min cm 48 – max cm 68
ART.122/P	cm	47x63x96h	h min cm 58 – max cm 83
ART.122/I	cm	60x60x92h	h min cm 64 – max cm 76



MESS TABLES AND CHAIRS

**STEEL CABINETS**

Steel cabinets, extremely sturdy structure, provided with internal shelves adjustable in height, reinforced doors with keylock.

Powder coating, standard colour grey ral 7035.

<b>ART. 106</b>	cm. 100x45x200h	4 reinforced shelves
<b>ART. 105</b>	cm. 100x45x100h	1 reinforced shelf, 2 sliding drawers on ball bearings
<b>ART. 106/A</b>	cm. 60x40x180h	4 shelves
<b>ART. 110</b>	cm. 60x40x180h	1 shelf, 1 central vertical separation, 2 little shelves
<b>ART. 106/80</b>	cm. 80x45x200h	4 reinforced shelves
<b>ART. 106/120</b>	cm. 120x45x200h	4 reinforced shelves



**ART. 106**

**ART. 105**

**ART. 106/A**

**ART. 110**

**STEEL CABINETS**

Steel cabinets, extremely sturdy structure, provided with internal shelves adjustable in height, reinforced doors with keylock.

Powder coating, standard colour grey ral 7035.

<b>ART. 106/PR</b>	cm. 100x60x200h	4 reinforced shelves
<b>ART. 106/PC</b>	cm. 100x60x200h	3 reinforced shelves 3 sliding drawers on ball bearings
<b>ART. 106/PT</b>	cm. 100x60x200h	1 reinforced shelf, 1 coatstand plated
<b>ART. 106/120PR</b>	cm. 120x60x200h	4 reinforced shelves





STEEL CABINETS

Steel cabinets, extremely sturdy structure, provided with internal shelves adjustable in height, reinforced doors with keylock.

Powder coating, standard colour grey ral 7035.

ART. 106/C	cm. 100x45x200h	6 reinforced shelves, provided with 32 boxes art. 2004 mm 207x345x165h
ART. 2002	mm 103x165x83h	- PEHD box
ART. 2003	mm 145x240x125h	- PEHD box
ART. 2004	mm 207x345x165h	- PEHD box
ART. 2005	mm 303x485x190h	- PEHD box
ART. 2005S	mm 363x580x250h	- PEHD box

STEEL CABINETS FOR PAINTS

Steel cabinet, extremely sturdy structure, reinforced doors, provided with internal adjustable shelves, air holes on sides, zinc plated extractable tank dimension mm 970x410x120h, lockable.

Powder coating, standard colour jellow.

ART. 106/G	cm. 100x45x200h	4 shelves, 1 tank
------------	-----------------	-------------------



STEEL CABINETS

Steel cabinets, extremely sturdy structure, provided with internal shelves adjustable in height, reinforced doors with keylock.

Powder coating, standard colour grey ral 7035.

ART. 906	cm 100x45x200h	4 shelves
ART. 106/180	cm 100x40x180h	4 shelves
ART. 106/VL	cm 100x40x180h	1 shelf, 1 central vertical separation, 2 little shelves
ART. 106/L80	cm 80x40x180h	4 shelves
ART. 110/80	cm 80x40x180h	3 little shelves
ART. 110/100	cm 100x40x180h	3 little shelves

ART. 901	cm 50x40x100h	2 shelves
ART. 902	cm 50x40x100h	1 drawer and 1 shelf
ART. 904	cm 100x40x100h	1 shelf
ART. 905	cm 100x40x100h	2 drawers e 1 shelf



ART. 906



ART. 106/VL



ART. 110/100  
ART. 110/80



ART. 106/L80  
ART. 106/180



ART. 901



ART. 902



ART. 904



ART. 905

## STEEL CABINETS

Steel cabinets, extremely sturdy structure, provided with internal shelves adjustable in height, reinforced doors with keylock.

Powder coating, standard colour grey ral 7035.

<b>ART. 101</b>	cm. 50x50x100h	2 shelves
<b>ART. 102</b>	cm. 50x50x100h	1 shelf, 1 sliding drawer on ball bearings
<b>ART. 128</b>	cm. 50x50x125h	desk on oblique top, 1 shelf, 1 sliding drawer on ball bearings

## CABINETS FOR SCREW STORAGE

Steel cabinets, extremely sturdy structure, provided with zinc-coated removable dividers. Steel badge holders.

Powder coating, standard colour grey ral 7038.

<b>ART. 113</b>	cm. 60x12x180h	80 bins
<b>ART. 114</b>	cm. 60x12x100h	44 bins
<b>ART. 115</b>	cm. 60x12x60h	28 bins
<b>ART. 116</b>	cm. 43x50x180h	78 bins, swivel system





CABINETS FOR SPARE PART STORAGE

Steel cabinets, extremely sturdy structure, provided with drawers designed to hold 5 removable dividers per drawer, sliding on steel guides with stop. One zinc-coated divider per drawer standard. Steel badge holders.

Powder coating, standard colour grey ral 7035.

ART. 118	cm.	90x30x200h	96 small drawers, working dim. 13x28x6h cm
ART. 119	cm.	90x30x200h	48 medium drawers, working dim. 26x28x6h cm
ART. 120	cm.	90x30x200h	24 large drawers, working dim. 26x28x16h cm
ART. 118/A	cm.	90x30x100h	48 small drawers, working dim. 13x28x6h cm
ART. 119/A	cm.	90x30x100h	24 medium drawers, working dim. 26x28x6h cm
ART. 120/A	cm.	90x30x100h	12 large drawers, working dim. 26x28x16h cm
ART. 120/M	cm.	90x30x200h	12 large drawers, working dim. 26x28x16h cm 12 medium drawers, working dim. 26x28x6h cm 24 small drawers, working dim. 13x28x6h cm reinforced doors, central key lock



STEEL CABINET FOR TOOL STORAGE

Extremely sturdy structure, overturning device, central key lock, PVC handle for labels. Sliding steel drawers on steel ball bearings rollers with stop, load capacity each drawer 75 kg. Telescope guides for load capacity each drawer 200 kg on demand. Available big range of different dimension and accessories.

Powder coating standard colour bleu RAL 5010 or grey ral 7035

ART. LI/14.367	cm. 57x73x80h7 drawers (2 mm 75, 4 mm 100, 1 mm 150)
ART. LI/14.416	cm. 72x73x100h7 drawers (2 mm 75, 3 mm 100, 2 mm 150)
ART. LI/78.648	cm. 72x73x100h9 drawers (mm 100)
ART. LI/78.292	cm. 102x73x100h7 drawers (1 mm 50, 2 mm 75, 2 mm 100, 1 mm 200 e 1 mm 300h)
ART. LI/79.412	cm. 72x60x102hSteel cabinet (3 drawers, 2 shelves)
ART. LI/14.373	cm. 56x73x99h7 drawers (2 mm 75, 4 mm 100, 1 mm 150) on wheels
ART. LI/18.368	cm. 108x51x93h Truck, wheels mm 160, ISO- HSK63 different tool bushings available

CNC TOOLS TROLLEY

Metal NC transport units made in sturdy steel metal sheet designed for transporting bushings as per table. Mounted on blue rubber wheels diam. 160 mm (2 fixed, 1 swivel 1 swivel c/for.). Handle. Monoblock.

Document holder and support plane upon request.

Powder coating standard ral 5010 blue colour.

ART. PC/R55	cm. 70x60x145h	55 tool bushings ISO 50, CAPTO 8, VDI 30-40-50, HSK 80-100
ART. PC/R66	cm. 70x60x145h	66 tool bushing ISO 30-40, HSK 63
ART. PC/R77	cm. 70x60x145h	77-tool bushing CAPTO 6, HSK 50
ART. PC/R88	cm. 70x60x145h	88 tool bushing CAPTO 3-4-5, HSK 32-50, MORSE K2-K3-K4



ART. LI/14.367



ART. LI/14.416



ART. LI/78.648




ART. LI/78.292



ART. LI/79.412



ART. LI/14.373



ART. LI/18.368



ART. PC/R



LOCKERS

Holder with drainage tray, doors with air holes, badge holder, handles to be fastened with padlock or lockable on demand.


Powder coating, standard colour grey ral 7035,  
doors in different colours on demand.

ART. 109/1T	cm. 42x50x180h	1 door coat tube, internal divider for civil and working clothes
ART. 109/1TI	cm. 42x50x210h	as above with anti-dust inclined top
ART. 109/T	cm. 81x50x180h	2 doors coat tube, internal divider for civil and working clothes
ART. 109/TI	cm. 81x50x210h	as above with anti-dust inclined top

ART. 109/TP	cm. 81x75x205h	2 doors coat tube, internal divider for civil and working clothes, bench with natural wood slats
ART. 109/TIP	cm. 81x75x235h	as above with anti-dust inclined top

ART. 109/VF	cm. 60x50x195h	1 door, 3+1 fixed shelves, tube
ART. S/VF	cm. 60x50x 80h	steel cupboard for 109/VF, 1 fixed shelf

ART. P	PVC black plug	
--------	----------------	--



ART. P



ART. 109/1 TI

ART. 109/TI

ART. 109/TP

ART. 109/VF



LOCKERS

Bench for lockers made in metal tubular frame, natural wood slats. Also available with hangers.

Powder coating, standard colour grey ral 7035.

ART. 109/1	cm. 36x33x180h	1 door
ART. 109/2	cm. 69x33x180h	2 doors
ART. 109/3	cm. 102x33x180h	3 doors
ART. 109/S	cm. 62x50x180h	2+2 doors,coat hanger only
ART. 109/SP	cm. 62x50x180h	2 doors, steel shelf

ART. P	PVC black plug
--------	----------------

STEEL CABINETS

Steel cabinet, extremely sturdy structure, doors with air holes, lockable. Eventual money lock or digital lock.

Powder coating, standard colour grey ral 7035.

Doors in different colours on demand.

ART. 109/8	cm. 81x50x180h	8 doors
ART. 109/12	cm.120x50x180h	12 doors
ART. P	PVC black plug	



LOCKERS

Holder, doors with air holes, badge holder, handles to be fastened with padlock or lockable on demand.

Powder coating, standard colour grey ral 7035.

Different colours for door on demand.

ART. 109/1SP	cm. 32x50x180h	1+1 doors, coat hangers only
ART. 109/SP	cm. 61x50x180h	2+2 doors, coat hangers only
ART. 109/3SP	cm. 91x50x180h	3+3 doors, coat hangers only
ART. 109/4C	cm. 32x50x180h	4 doors
ART. 109/8C	cm. 61x50x180h	8 doors
ART. 109/12C	cm. 90x50x180h	12 doors
ART. 109/16C	cm. 120x50x180h	16 doors



**BENCH FOR LOCKERS**

Bench for lockers made in metal tubular frame, natural wood slats. Also available with hangers.

Powder coating standard colour grey ral 7035.

ART. PAN/100	cm. 100x35x45h	simple bench
ART. PAN/200	cm. 200x35x45h	simple bench
ART. PAN/100P	cm. 100x40x45/180h	with 3 hangers
ART. PAN/200P	cm. 200x40x45/180h	with 6 hangers
ART. PAN/100S	cm. 100x40x45/180h	with 3 hangers
ART. PAN/200S	cm. 200x40x45/180h	with 6 hangers
ART. 109/S P	cm. 62x50x180h	2+2 doors,coat hangers only





METAL FILING CABINETS

Metal filing cabinets made of steel structure, steel shelves adjustable on height, also useful for hanging files 33 cm, metal reinforced or glass doors are available.  
Central vertical separation for items dimension 150 cm and 180 cm, lockable. Extremely simple assembly and disassembly.

Powder coating, standard colour grey ral 7035.

<b>ART. AS/120</b>	cm. 120x45x200h	4 shelves
<b>ART. AS/150</b>	cm. 150x45x200h	4+4 shelves
<b>ART. AS/180</b>	cm. 180x45x200h	4+4 shelves
<b>ART. BL/120S</b>	cm. 120x45x88h	1 shelf
<b>ART. BL/150S</b>	cm. 150x45x88h	1+1 shelves
<b>ART. BL/180S</b>	cm. 180x45x88h	1+1 shelves
<b>ART. BL/120</b>	cm. 120x45x91h	1 shelf - grey laminated top
<b>ART. BL/150</b>	cm. 150x45x91h	1+1 shelves - grey laminated top
<b>ART. BL/180</b>	cm. 180x45x91h	1+1 shelves - grey laminated top
<b>ART. ASV/120</b>	cm. 120x45x200h	4 shelves - glass doors
<b>ART. ASV/150</b>	cm. 150x45x200h	4+4 shelves - glass doors
<b>ART. ASV/180</b>	cm. 180x45x200h	4+4 shelves - glass doors
<b>ART. BLV/120S</b>	cm. 120x45x88h	1 shelf - glass doors
<b>ART. BLV/150S</b>	cm. 150x45x88h	1+1 shelves - glass doors
<b>ART. BLV/180S</b>	cm. 180x45x88h	1+1 shelves - glass doors
<b>ART. BLV/120</b>	cm. 120x45x91h	1 shelf - glass doors-grey laminated top
<b>ART. BLV/150</b>	cm. 150x45x91h	1+1 shelves - glass doors - grey laminated top
<b>ART. BLV/180</b>	cm. 180x45x91h	1+1 shelves - glass doors - grey laminated top
<b>ART. 1112/ARM.</b>	hanging files for sliding doors cabinet	
<b>Also available without doors.</b>		



METAL FILING CABINETS

Metal filing cabinets made of steel structure, steel shelves adjustable on height, also useful for hanging files 33 cm, metal reinforced or glass doors are available.  
Central vertical separation for items dimension 150 cm and 180 cm, lockable.  
Extremely simple assembly and disassembly, carton box packing.

Powder coating, standard colour grey ral 7035.

ART. AS/120H	cm. 120x45x250h	5 shelves
ART. AS/150H	cm. 150x45x250h	5+5 shelves
ART. AS/180H	cm. 180x45x250h	5+5 shelves

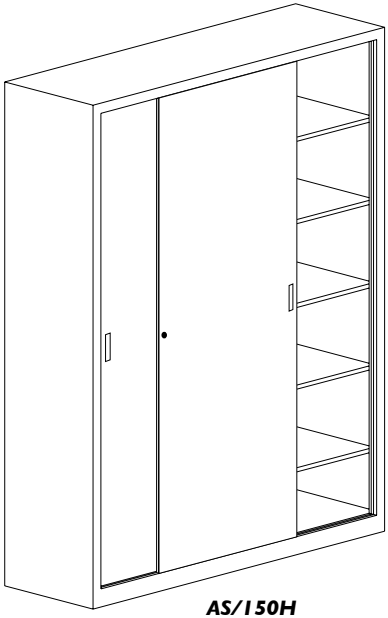
ART. AS/120P	cm. 120x60x200h	4 reinforced shelves
ART. AS/180P	cm. 180x60x200h	4 + 4 reinforced shelves

ART. ASV/120P	cm. 120x60x200h	4 reinforced shelves - glasses
ART. ASV/180P	cm. 180x60x200h	4 reinforced shelves - glasses

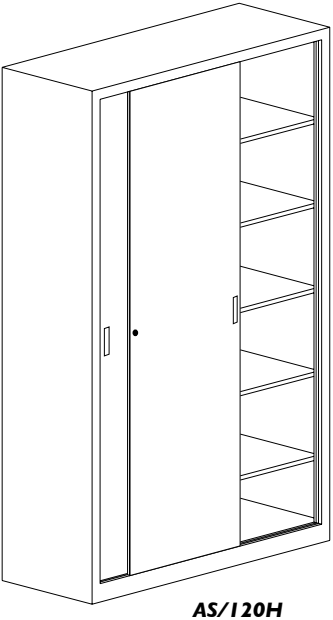
Disponibili anche nella versione senza ante.

Also available without doors.

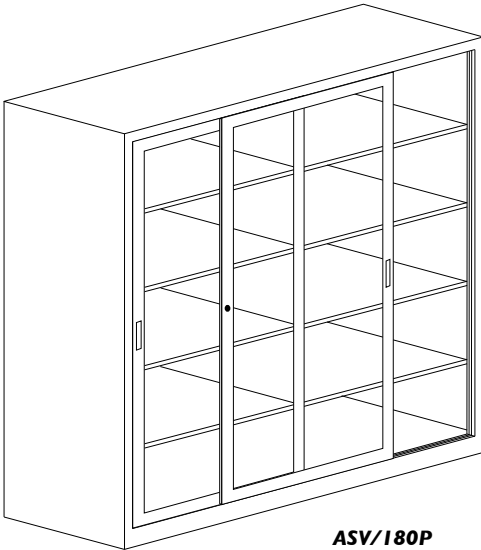
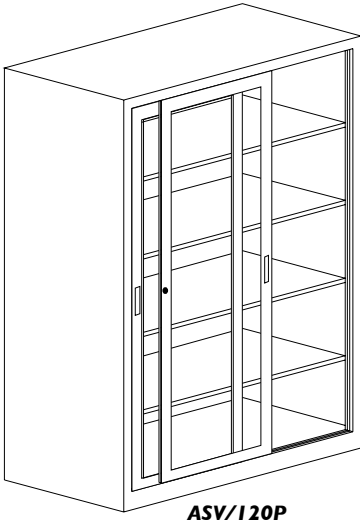

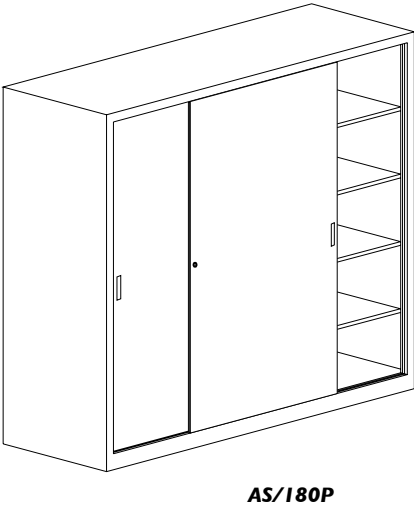
H 250



H 200



H 200



METAL FILING CABINETS

Metal filing cabinets, made of steel structure, overturning device, central key lock, sliding drawers on telescope guides with stop. Useful for 39,5 cm and 33 cm hanging files. Carton box packing. Steel dividers for drawers on demand.

Powder coating, standard colour grey ral 7035.

ART. C2	cm. 50x68x76h	2 drawers
ART. C3	cm. 50x68x108h	3 drawers
ART. C4	cm. 50x68x140h	4 drawers
ART. 1112/CLASS.	hanging files for metal filing cabinet	

METAL FILING CABINETS FOR DRAWINGS

Metal filing cabinets for drawings, made of steel structure, useful for filing drawings in vertical or horizontal system.

**Horizontal system** filing, 5 drawer cabinet put one on top of the other, steel plinth, central key lock. Sliding steel drawers on nylon coated ball bearings with stop, provided with handles and badge holders. self-sticking dividers and metal stop for drawings on demand.

**Vertical system** filing, inclinable door, opening gas-system roof, lockable, provided with 3 adjustable chrome-plated steel tubes dimension 30, 5 cm. Carton box packing. Overturning device on demand.

Powder coating, standard colour grey ral 7035.

ART. PD/A0	cm. 105x53x144h	A/0 - vertical
ART. PD5/A1	cm. 113x80x45h	A/1 - no steel plinth, 5 drawers, internal dim. 103x73x5,5h cm
ART. PD10/A1	cm. 113x80x87+10h	A/1 - steel plinth, 10 drawers, internal dim. 103x73x5,5h cm
ART. PD5/A0	cm. 140x97x45h	A/0 - no steel plinth, 5 drawers, internal dim. 130x92x5,5h cm
ART. PD10/A0	cm. 140x97x87+10h	A/0 - steel plinth, 10 drawers, internal dim. 130x92x5,5h cm
ART. PD/Z	cm. 10h	A/0 or A/1 - steel plinth





TRUCKS

Steel trucks, extremely sturdy structure, reinforced top, two fixed and two moveable wheels mounted on zinc-plated supports, steel handle.

Powder coating, standard colour blue ral 5010.

<b>ART. 307</b>	cm. 60x40x15/65h	dia. 100 mm wheels - 1 shelf
<b>ART. 307/80</b>	cm. 80x50x15/65h	dia. 100 mm wheels - 1 shelf
<b>ART. 307/A</b>	cm. 100x60x26/78h	dia. 200 mm wheels - 1 shelf
<b>ART. 307/2S</b>	cm. 100x60x26/78h	dia. 200 mm wheels - 1 shelf and 2 sided
<b>ART. 307/2P</b>	cm. 100x60x26/78h	dia. 200 mm wheels - 2 shelves



### WHEELED TRUCKS FOR TOOL STORAGE

Steel trucks, extremely sturdy structure, 4 metal toe-board on steel top, two fixed and two moveable wheels mounted on zinc-plated supports, steel handle.

Powder coating, standard colour blue ral 5010.

<b>ART. 303</b>	cm. 80x45x10/75h	80 mm dia. wheels 2 heavy-duty shelves
<b>ART. 304/R</b>	cm. 80x45x10/75h	80 mm dia. wheels 3 heavy-duty shelves
<b>ART. 309</b>	cm. 100x60x19/90h	160 mm dia. wheels 3 heavy-duty shelves
<b>ART. 309/2P</b>	cm. 100x60x19/90h	160 mm dia wheels, 2 heavy duty shelves

### HAND TROLLEY

Hand trolley, steel tube.

Powder coating, standard colour red ral 3000.

<b>ART. 311</b>	cm. 42x105h	dia. 150 mm wheels, load capacity 100 kg
<b>ART. 312</b>	cm. 50x107h	dia. 250 mm wheels, load capacity 200 kg



BOLTED SHELVING

Modular steel bolted shelving system, extremely sturdy structure. Assembly and disassembly system. Bolts and plates. On demand: steel cabinet with sliding drawers on nylon coated ball bearings with stop. Possibility of insertion of 6/7 zinc-plated dividers, standard equipment 1 divider each drawer.  
On demand: front - back side and dividers for shelves  
On demand: side and back steel for modular system.

Powder coating, standard colour grey ral 7035.

POST	cm.	100-150-200-250-300h	section mm 35x35x2 thickness
SHELF	cm.	30x100	
	cm.	40x80	1 reinforcement
	cm.	40x100	1 reinforcement
	cm.	40x120	1 reinforcement
	cm.	50x80	2 reinforcements
	cm.	50x100	2 reinforcements
	cm.	50x120	2 reinforcements
	cm.	60x80	2 reinforcements
	cm.	60x100	2 reinforcements
	cm.	60x120	2 reinforcements
	cm.	80x100	3 reinforcements
	cm.	80x120	3 reinforcements

ZINC-PLATED BOLTS AND PLATES

ZINC-PLATED STEEL FOOT

RUBBER FOOT

FRONT AND BACK SIDE cm. 80-100-120x10/17h

DIVIDERS cm. 30-40-50-60

ART.C4/P40 cm. 100x40x30h 4 drawers - inside dim. 41x35x10h cm.

ART.C8/P40 cm. 100x40x30h 8 drawers - inside dim. 17,8x35x10h cm.


ART.C12/P40 cm. 100x40x30h 12 drawers - inside dim. 10x35x10h cm.

ART.C4/P50 cm. 100x50x30h 4 drawers - inside dim. 41x45x10h cm.

ART.C8/P50 cm. 100x50x30h 8 drawers - inside dim. 17,8x45x10h cm.

ART.C12/P50 cm. 100x50x30h 12 drawers - inside dim. 10x45x10h cm.

On demand: zinc-plated, inox, hook shelves.






MODULAR STEEL SHELVING SYSTEM

Zinc plated steel shelving system, disassembly, provided with upright, panels, crossbeam, side plate, bracing stringers, simple base element. Upright : C profil with holes on the sides for the coupling with cross and front beams for the fixation of the bracing stringers. Panels : C-shaped plank.The short side stinck into the cross-beam wings.  
On demand front-back side and dividers for shelves, side and back steel for modular system.

UPRIGHTS	cm. 200-220-250-300-350-400-450-500h
PANELS	cm. 55X10-20-30
	cm. 70X10-20-30
	cm. 85X10-20-30
	cm. 100X10-20-30
	cm. 115X10-20-30
	cm. 130X10-20-30
SIMPLE STRINGERS	cm. 30-40-50-60-70-80
SIDE PLATES	cm. 30-40-50-60-70-80
CROSS STRIGERS	cm. 179
BRACING STRINGERS	cm. 55-70-85-100-115-130
SIMPLE BASE ELEMENT	
FRONT AND BACK SIDES	cm. 55-70-85-100-115-130 x 8/20h.
DIVIDERS	cm. 30-40-50-60
SLIDING DIVIDERS	cm. 30-40-50-60 x 20h.
VERTICAL DIVIDERS	cm. 30-40-50-60 x 30-40h.







**LIGHT BLOC**



**BI - BLOC**



STEEL TANK

Steel tank, extremely sturdy welded structure, for 200 lt. barrel. Very useful for retrieving oil.

**Vertical system** on zinc plated tubes frame, removable to allow cleaning of the tank without taking away barrels.

**Horizontal system** on steel frame, powder coating, useful for simplifying tapping. Easy to clean the tank without taking away barrels.

Movable. Zinc plated punched frame on demand.

Powder coating, standard colour blue ral 5010.

ART. VS/1	cm. 70x80x30+10h	1 barrel - content Lt.110
ART. VS/2	cm. 135x80x30+10h	2 barrels - content Lt.220
ART. VS/3	cm. 200x80x30+10h	3 barrels - content Lt.320
ART. VS/4	cm. 250x80x30+10h	4 barrels - content Lt.400
ART. VS/C	cm. 120x66x30/57+10h	1 barrel - content Lt.240
ART. VS/4C	cm. 120x120x20/206+10h	2+2 barrels - content Lt.290 steel frame dim. cm 135x60x96h Stockable. Movable.





**STEEL TANK**

Steel tank, extremely sturdy welded structure, for 200 lt. tank. Very useful for retrieving possible leak of fluid. Tank put on steel frame provided with steel punched inclined frame useful for tapping liquid directly and easy to clean. Movable.

Powder coating, standard colour blue ral 5010.

**ART. 411** cm. 135x165x52/100+10h 1 tank - content Lt.1160

**OUTSIDE STEEL TANK**

Steel tank, extremely sturdy welded structure, for 200 lt. barrel. Very useful for retrieving oil.

**Vertical system** on zinc plated punched frame. Very easy to clean and to retrieve oil, with 2 doors and top, movable, hook for padlock on demand.

Powder coating, standard colour blue ral 5010.

**ART. 412** cm. 135x127x21/128+10h 4 barrels - content Lt. 360

**ART. 411****ART. 412**



QUBO



ENTITY



OPERATIVI



TREKO

NOBU



VERTIGO



YORK



DIREZIONALI



ARMADI OPERATIVI E DIREZIONALI





ART. 70003W1



ART. 7000201



ART. CRM1135D



ART. CRM1136D



ART. GB31FON



ART. GB41FON



ART. GB40QOG



ART. 21400KN



ART. AG11Y2



ART. AG21Y2



ART. AG12Y2



ART. AG10Y2



ART. AL67



ART. AL68



ART. AL67A



ART. AL68A





**ART. 8504T2**



**ART. 850T2**



**ART. 8501T2**



**ART. UR20T2**



**ART. 85014**



**ART. UR212**



**ART. 85044**

## GENERAL CONDITIONS OF SALE

**Prices:** are intended exclusive of VAT. Goods are delivered ex our factory in Galbiate, via delle Bazzone 2.

**Packaging:** standard packaging is included in price. Special packaging on demand at cost.

**Delivery times:** are approximately and for working days. Delays will not give the right to be reimbursed or to cancel the order.

**Transport:** the goods are shipped at the customer's risk, even if they are sold free destination. Armeco's liability for goods will stop when goods leave its warehouse. Any damage caused during transport by carriers is not due to Armeco.

**Payments:** payments are accepted only when made directly to our offices in Galbiate via delle Bazzone 2 or to a person authorized by us or by bank transfer. If payment is not made, interest on delayed payment will be applied at the bank rate current at the time. Armeco has the right to suspend and cancel any other order.

**Property:** the goods' owner is Armeco up to complete payment of invoice.

**Right to vary production:** Armeco reserves the right to vary technically its products without any information to customers.

**Complaints:** it is necessary that the customer checks the goods on arrival and advises of any damage within 8 days of receipt of the goods. At the end of this period the goods will be considered accepted.

**Guarantee:** 1 year for production defects only.

**Non standard goods:** Armeco will proceed to produce non standard goods order only after approval, written confirmation and partial payment.

**Competent Court and Law:** any legal contest will be dealt with by the Court of Monza.

This catalogue replaces our previous ones.

 is a trademark.

